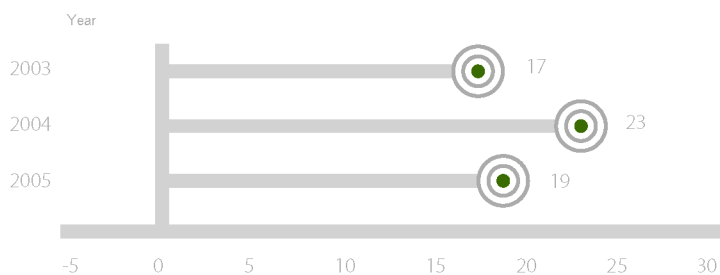
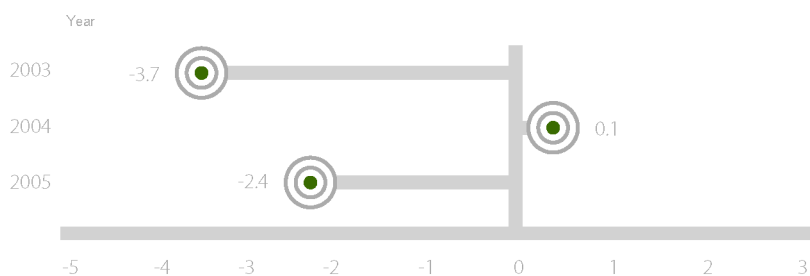


FINANCIAL HIGHLIGHTS

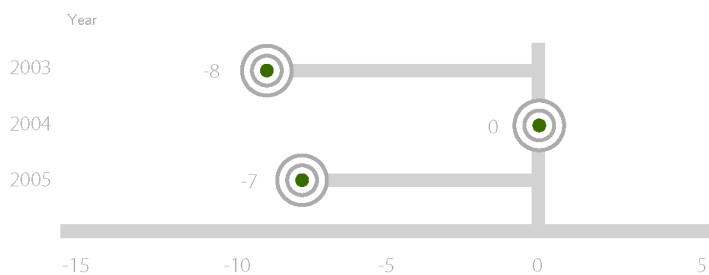
Net Sales Revenue(Unit:NT\$ Billions)



Earnings per Share(Unit:NT\$ Dollars)



Net (Loss) Income(Unit:NT\$ Billions)



FINANCIAL HIGHLIGHTS

	2005	2004	2003
Net Sales Revenue	18,567,265	22,950,448	17,395,037
Net (Loss) Income	(7,027,189)	217,692	(8,197,745)
Earnings per Share	(2.41)	0.08	(3.65)
Average Common Shares	2,912,305,991	2,840,938,073	2,248,517,064
Shareholders' Equity	28,558,400	34,344,673	29,247,534
Return on Equity	-22.34%	0.68%	-27.57%

(Amount in Thousands of New Taiwan Dollars, except Earnings per Share)